

Global High Yield Bond Fund (GBP Hedged)

E CLASS INCOME SHARES

Fund Description

The investment objective of the Fund is to seek to maximise total return, consistent with prudent investment management.

The Global High Yield Bond Fund is an actively managed portfolio that invests primarily in developed markets upper tier high yield corporate bonds, with a maximum of 20% of its assets in securities rated lower than B. The fund is diversified broadly across industries, issuers, and regions on the basis of PIMCO's top-down and bottom-up processes.

This fund offers compelling diversification benefits and the opportunity to gain exposure to different sectors of the economy.

The Fund may use or invest in financial derivatives.

The fund employs PIMCO's fundamental research process, including top-down economic views, bottom-up security selection and extensive global resources.

ABOUT THE BENCHMARK

ICE BofAML BB-B Rated Developed Markets High Yield Constrained Index Hedged into GBP tracks the performance of below investment grade bonds of corporate issuers domiciled in developed market countries having an investment grade foreign currency long term debt rating (based on a composite of Moody's, S&P, and Fitch). The Index includes bonds denominated in U.S. dollars, Canadian dollars, sterling, euro (or euro legacy currency), but excludes all multicurrency denominated bonds. Bonds must be rated below investment grade but at least B3 based on a composite of Moody's, S&P, and Fitch. Qualifying bonds are capitalization-weighted provided the total allocation to an individual issuer (defined by Bloomberg tickers) does not exceed 2%. Issuers that exceed the limit are reduced to 2% and the face value of each of their bonds is adjusted on a pro-rata basis. Similarly, the face value of bonds of all other issuers that fall below the 2% cap are increased on a pro-rata basis. It is not possible to invest directly in an unmanaged index. Prior to September 25th, 2009, the ICE BofAML Indices were known as the Merrill Lynch Indices.

Unless otherwise stated in the prospectus, the Fund is not managed against a particular benchmark or index, and any reference to a particular benchmark or index in this factsheet is made solely for risk or performance comparison purposes.

Key Facts

	Income
Bloomberg Ticker	PGHEHIS
ISIN	IE00B523KC34
Sedol	B523KC3
CUSIP	G7111X333
Valoren	3805147
WKN	A0X8XZ
Inception Date	15/06/2009
Distribution	Quarterly ¹
Unified Management Fee	1.45% p.a.
Fund Type	UCITS
Portfolio Manager	David Forgash, Sonali Pier, Charles Watford
Total Net Assets	3.0 (USD in Billions)
Fund Base Currency	USD
Share Class Currency	GBP

Fund Statistics

Effective Duration (yrs) [Ⓔ]	3.04
Benchmark Duration (yrs) [Ⓔ]	3.20
Effective Duration (yrs) [Ⓓ]	3.24
Current Yield (%) [Ⓔ]	5.93
Estimated Yield to Maturity (%) [Ⓔ]	7.35
Annualised Distribution Yield (%) [†]	5.11
Average Coupon (%)	5.76
Effective Maturity (yrs)	4.55
Average Credit Quality	BA+

¹This share class aims to pay dividend on a Quarterly basis. The dividend amount or dividend rate/yield is not guaranteed.

MANAGER

PIMCO Global Advisors (Ireland) Limited

INVESTMENT ADVISOR

Pacific Investment Management Company LLC

For questions regarding the PIMCO Funds: Global Investors Series plc, please call +65 6826 7589.

Visit our website for a full menu of products and services at pimco.com.sg

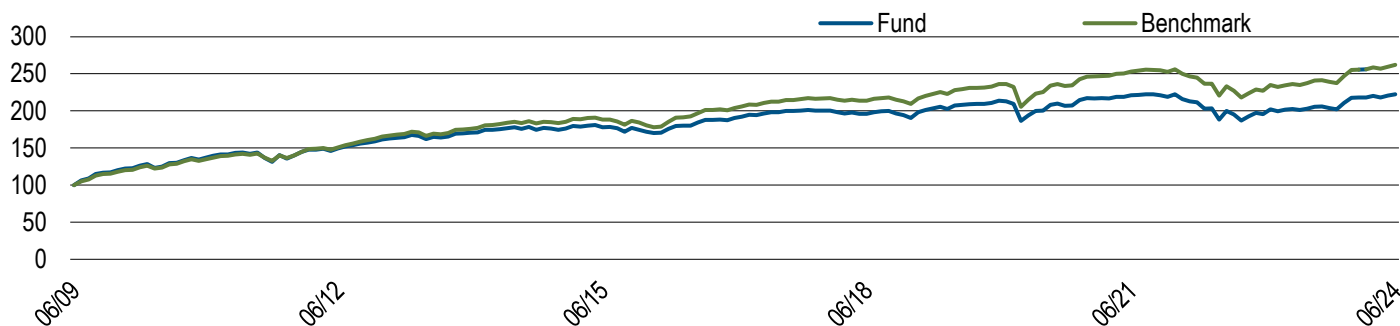


Chart shows performance from the first month-end, rebased to 100, for the E Inc GBP class. **Past Performance is not a guarantee or reliable indicator of future results and no guarantee is being made that similar returns will be achieved in the future.**

Performance (Net of Fees)	1 Mo.	3 Mos.	6 Mos.	1 Yr.	3 Yrs.	5 Yrs.	10 Yrs.	SI
E, Inc (%) ¹	0.82	1.00	2.11	9.41	0.17	1.42	2.25	5.38
Net of 5% Preliminary Charge ²	-4.19	-4.03	-2.98	3.90	-1.52	0.39	1.73	5.01
Benchmark (%)	0.89	1.27	2.72	10.28	1.15	2.81	3.52	—

Past Performance is not a guarantee or reliable indicator of future results and no guarantee is being made that similar returns will be achieved in the future.

Calendar Year (Net of Fees)	2014	2015	2016	2017	2018	2019	2020	2021	2022	2023	YTD
E, Inc (%) ¹	2.30	-1.39	10.71	5.18	-4.90	12.10	1.70	2.38	-11.95	11.18	2.11
Net of 5% Preliminary Charge ²	-2.84	-6.32	5.18	-0.11	-9.63	6.52	-3.37	-2.74	-16.32	5.58	-2.98
Benchmark (%)	4.24	-1.62	13.09	6.14	-3.36	12.76	4.26	4.13	-11.27	12.19	2.72

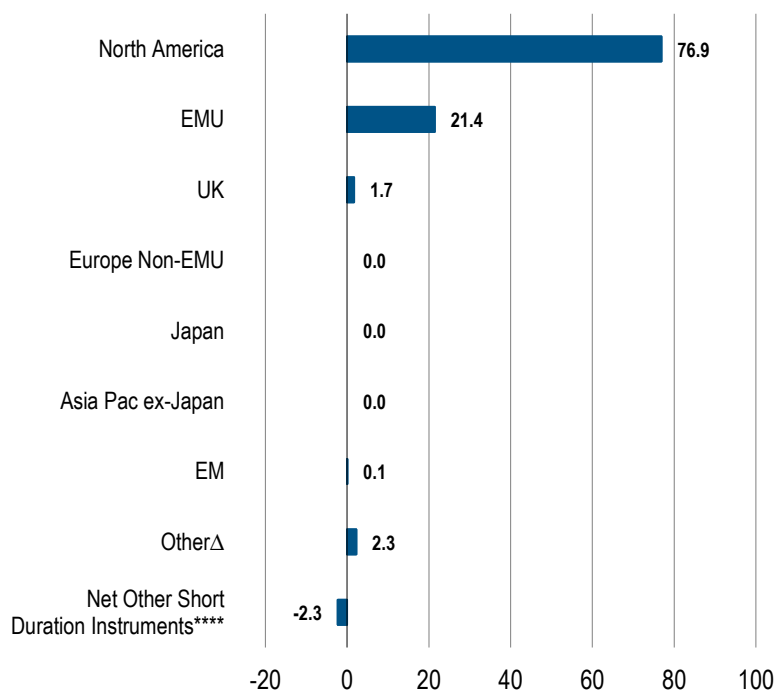
Past performance is not necessarily indicative of future performance. The benchmark is the Inception to March 31, 2014 ICE BofAML Global High Yield, BB-B Rated, Constrained (GBP Hedged) Index. April 1, 2014 onwards ICE BofAML BB-B Rated Developed Markets High Yield Constrained Index Hedged into GBP. All periods longer than one year are annualised. SI is the performance since inception. ¹ Performance shown is on a NAV-to-NAV basis in the denominated currency, excluding the preliminary charge and on the assumption that distributions are reinvested, as applicable. ² Performance shown is on a NAV-to-NAV basis in the denominated currency, taking into account the preliminary charge and on the assumption that distributions are reinvested, as applicable. A preliminary charge of up to 5% may or may not be deducted from the subscription amount depending on the distributor from whom you had purchased shares, as such this may not represent actual performance returns. Investment returns denominated in non-local currency may be exposed to exchange rate fluctuations.

Regional Allocation (% Market Value)

Top 10 Corporate Holdings*

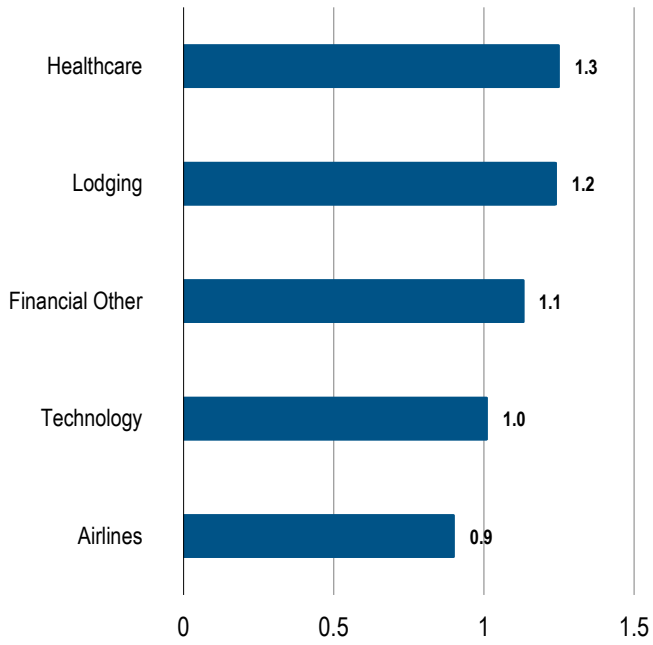
ELECTRICITE DE FRANCE SA JR SUB 144A	1.0
NIDDA HEALTHCARE HOLDING SMR	0.8
BAYER AG JR SUB REGS	0.8
VIRGIN MEDIA SECURED FIN SR SEC REGS	0.7
UNICREDIT SPA SUB 144A	0.7
NEXI SPA SR UNSEC SMR	0.7
STANDARD INDUSTRIES INC SR UNSEC	0.7
ADVANZ PHARMA 1L REGS	0.6
TELECOM ITALIA SPA SR UNSEC	0.6
BANCA MONTE DEI PASCHI S	0.6

*Top 10 corporate holdings as of 03/31/2024, excluding derivatives.

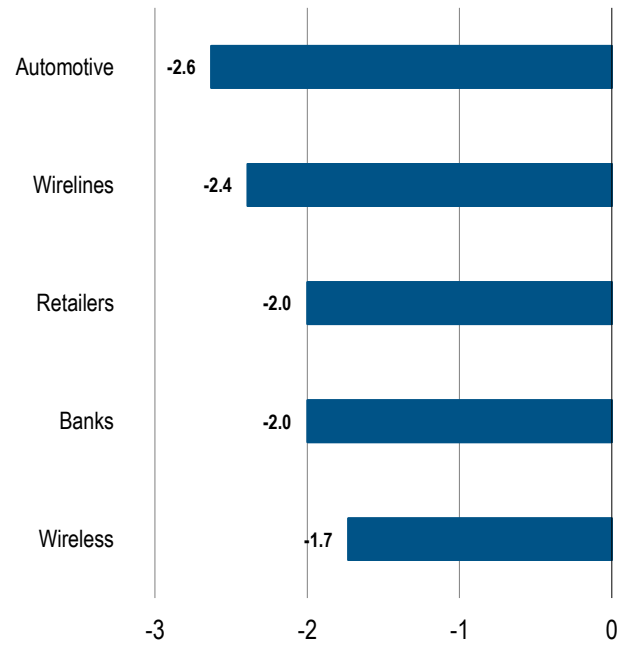


Market Value % may not equal 100 due to rounding.

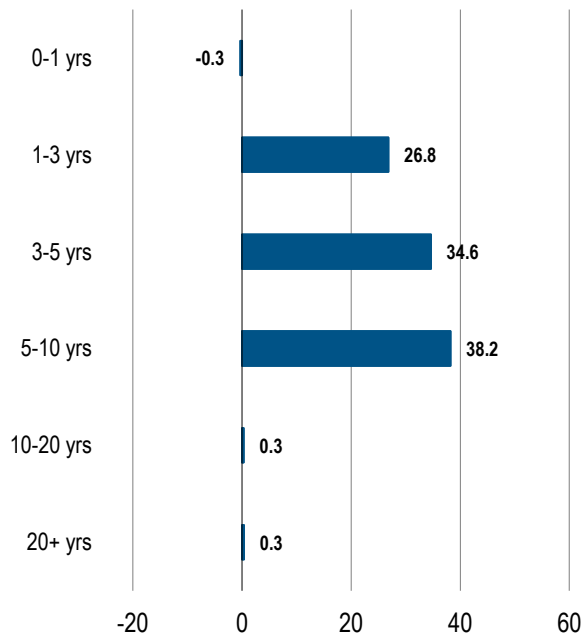
Top 5 overweight (% Market Value)



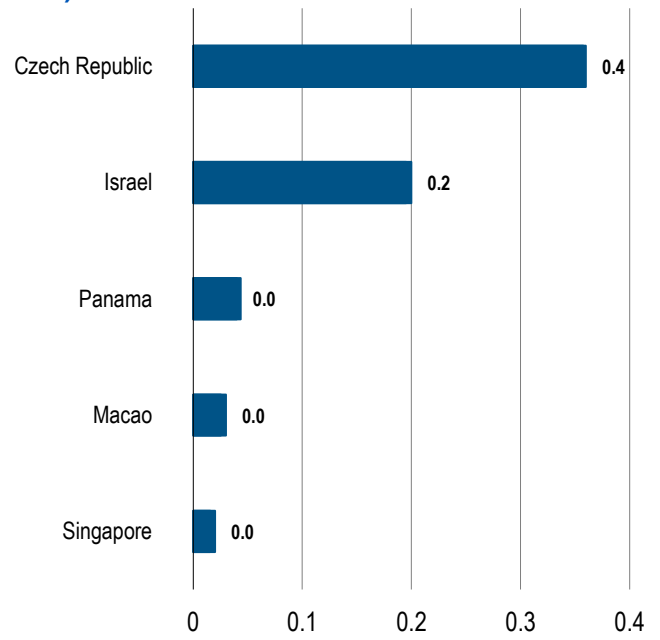
Top 5 underweights (% Market Value)



Maturity (% Market Value)



Top 5 Emerging Market Country Exposure (% Market Value)



Market Value % may not equal 100 due to rounding.

⊕PIMCO calculates a Fund's Estimated Yield to Maturity by averaging the yield to maturity of each security held in the Fund on a market weighted basis. PIMCO sources each security's yield to maturity from PIMCO's Portfolio Analytics database. When not available in PIMCO's Portfolio Analytics database, PIMCO sources the security's yield to maturity from Bloomberg. When not available in either database, PIMCO will assign a yield to maturity for that security from a PIMCO matrix based on prior data. The source data used in such circumstances is a static metric and PIMCO makes no representation as to the accuracy of the data for the purposes of calculating the Estimated Yield to Maturity. The Estimated Yield to Maturity is provided for illustrative purposes only and should not be relied upon as a primary basis for an investment decision and should not be interpreted as a guarantee or prediction of future performance of the Fund or the likely returns of any investment.

[†]Annualised Distribution Yield is as of last quarter ending 30/06/2024. The dividend distribution rate/yield is based on historical dividend rate/yield. The dividend amount or dividend rate/yield is not guaranteed. Distribution payments of the Fund where applicable, may at the sole discretion of the Fund, be made out of either income and/ or capital of the Fund.

^{****}Net Other Short Duration Instruments includes securities and other instruments (except instruments tied to emerging markets by country of risk) with an effective duration less than one year and rated investment grade or higher or, if unrated, determined by PIMCO to be of comparable quality, commingled liquidity funds, uninvested cash, interest receivables, net unsettled trades, broker money, short duration derivatives and derivatives offsets. With respect to certain categories of short duration securities, the Adviser reserves the discretion to require a minimum credit rating higher than investment grade for inclusion in this category. Derivatives Offsets includes offsets associated with investments in futures, swaps and other derivatives. Such offsets may be taken at the notional value of the derivative position.

^ΔWhere permitted by the investment guidelines stated in the portfolios offering documents, "other" may include exposure to, convertibles, preferred, common stock, equity-related securities, and Yankee bonds.

Source: PIMCO, index provider for benchmark data.

[⊕]PIMCO duration calculation that adjusts the durations of credit securities to account for the potential that in the event of default investors will receive the recovery amount prior to the maturity of the security.

^{##}PIMCO duration calculation with no adjustment on credit securities.

Differences in the Fund's performance versus the index and related attribution information with respect to particular categories of securities or individual positions may be attributable, in part, to differences in the pricing methodologies used by the Fund and the index.

Except for performance, statistics and breakdowns shown are for the fund and are not specific to the share class.

Dividend is not guaranteed. Past distributions are not necessarily indicative of future trends, which may be lower. A positive distribution yield does not imply a positive return. Data does not include special cash dividends. Distribution payments of the Fund where applicable, may at the sole discretion of the Fund, be made out of either income and/ or capital of the Fund. In the case of the Fund, the Fund may at its discretion pay dividends out of capital which may result in an immediate reduction of the Fund's NAV per share. In the case of Income II Shares, the Fund may at its discretion pay dividends out of capital as well as take into account the yield differential arising from share class currency hedging (which constitutes a distribution from capital). The management and other fees payable by the Income II Shares may also be charged to the capital of the Income II Shares, resulting in an increase in distributable income available for the payment of dividends and therefore, the Income II Shares may effectively pay dividends out of capital. This may result in an immediate reduction of the NAV per share for the Income II Shares. Please refer to www.pimco.com.sg for more information on income statistics.

Negative allocations may result from derivative positions and unsettled trades and does not imply the fund is short cash, is levered, or that the derivatives are not fully cash backed. Duration is the sensitivity of a fixed income security to a change in interest rates. The longer the duration of a fixed income security, the higher its sensitivity to interest rates. Duration Weighted Exposure (DWE%) is the percentage weight of each sector's contribution to the overall duration of the fund. Morningstar ratings are shown for funds with 4 or 5 star ratings only. Other share classes ratings are either lower or unavailable. A rating is not a recommendation to buy, sell or hold a fund. Copyright © 2024 Morningstar Ltd.

All Rights Reserved. The information contained herein: (1) is proprietary to Morningstar and/or its content providers; (2) may not be copied or distributed; and (3) is not warranted to be accurate, complete or timely. Neither Morningstar nor its content providers are responsible for any damages or losses arising from any use of this information. Past performance is no guarantee of future results. Investment involves risk including possible loss of the principal amount invested.

Investment involves risk including possible loss of the principal amount invested. Past performance is not a guarantee or a reliable indicator of future results and no guarantee is being made that similar returns will be achieved in the future. The value of shares of the Fund and the income accruing to them, if any, may fall or rise. Investment returns denominated in non-local currency may be exposed to exchange rate fluctuations. In an environment where interest rates may trend upward, rising rates will negatively impact most bond funds, and fixed income securities held by a fund are likely to decrease in value. Bond funds and individual bonds with a longer duration (a measure of the expected life of a security) tend to be more sensitive to changes in interest rates, usually making them more volatile than securities with shorter durations. Investors should consider the investment objectives, risks, charges and expenses carefully before investing. This and other information is contained in the Fund's Singapore Prospectus which is available and can be obtained from our website www.pimco.com.sg, a Fund distributor or the Singapore Representative. Prospective investors should read the Fund's Singapore Prospectus before deciding whether to subscribe for or purchase shares in any of the Funds. Investors may wish to seek advice from a financial adviser before making a commitment to invest and in the event you choose not to seek advice, you should consider whether the investment is suitable for you.

PIMCO Funds: Global Investors Series plc is an open-ended investment company with variable capital and with segregated liability between Funds incorporated on 10 December, 1997 and is authorised in Ireland by the Central Bank as an undertaking for collective investment in transferable securities pursuant to the European Communities (Undertakings for Collective Investment in Transferable Securities) Regulations, 2011 (S.I. No. 352 of 2011) as amended. PIMCO Funds: Global Investors Series plc has appointed PIMCO Asia Pte Ltd as the Singapore Representative. This document is issued by PIMCO Asia Pte Ltd (8 Marina View, #30-01, Asia Square Tower 1, Singapore 018960, Registration No. 199804652K). This advertisement or publication has not been reviewed by the Monetary Authority of Singapore. No part of this publication may be reproduced in any form, or referred to in any other publication, without express written permission. Unified management fee is a single fixed Management Fee out of which the fees of the Investment Advisers, the Administrator and Custodian shall be paid, and certain other expenses including the fees of Paying Agents (and other local representatives) in jurisdictions where the Funds are registered. PIMCO is a trademark of Allianz Asset Management of America LLC in the United States and throughout the world. © 2024, PIMCO.